

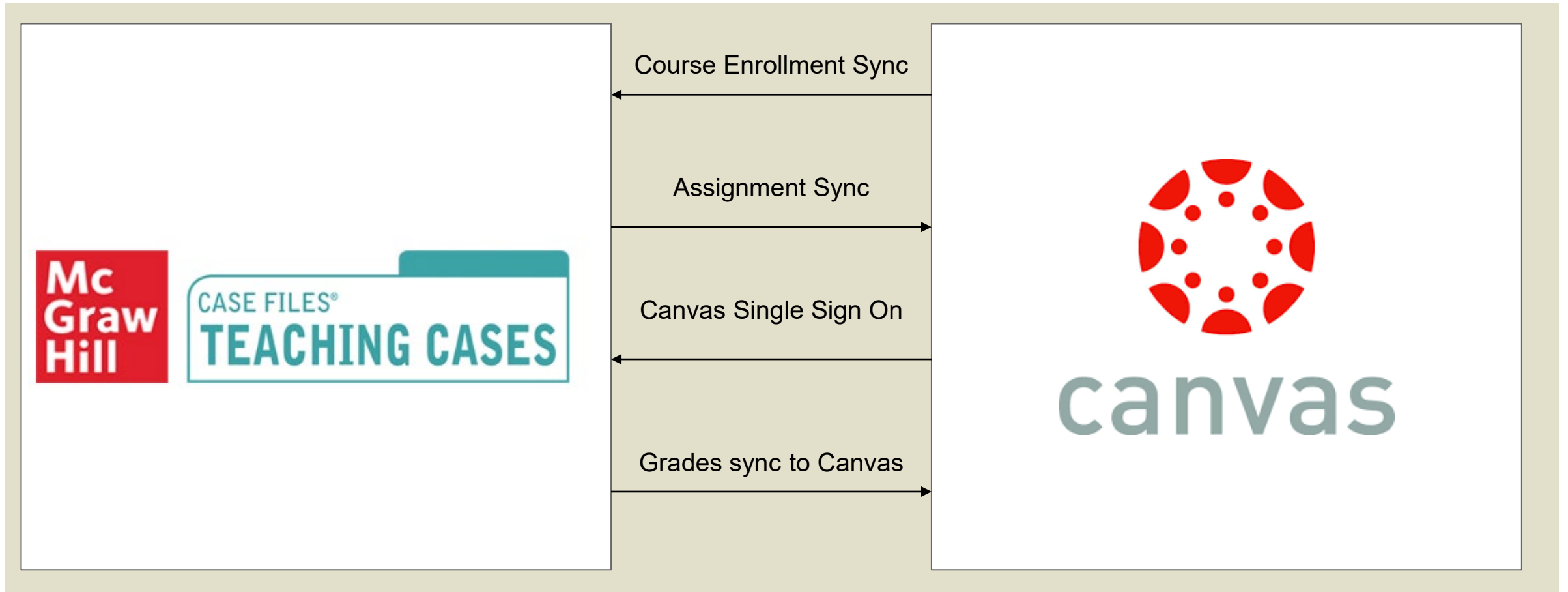


canvas

Integration



Integration Points



Install App

Install from [EduApp Store](#)

EduAppCenter.com

Apps Tutorials Updates Docs Submit Login

An open LTI™ app collection. Browse apps below or [learn more](#)

All Categories ▾ All Grade Levels ▾ All Platforms ▾ All Extensions ▾ All Access ▾ filter by keyword Reset

Showing 395 Apps Sort Alphabetically Sort by Most Recent

<p>Teaching Cases</p> <p>CASE FILES® TEACHING CASES</p> <p>Teaching Cases</p> <p>An unrivaled collection of peer reviewed clinical cases designed specifically for active teaching and learning</p> <p>Q</p>	<p>Comprehension by FeedbackFruits</p> <p>Allows students better process study material by priming them on specific topics and making them actively process study materials.</p> <p>Q</p>	<p>MackinVIA</p> <p>MackinVIA™ is a complete digital content management system created to provide schools with easy access to their collection of eBooks, digital audiobooks, online databases, approved web links,</p> <p>Q</p>	<p>Picmonic</p> <p>Remember More in Less Time</p> <p>Improve students' long-term retention with picture-mnemonic based micro-learning. Easily search and embed an individual Lesson (Video + Quiz), or a Quiz covering an entire set of content. Enjoy full LTI</p> <p>Q</p>
--	--	---	---

OR from Inside Canvas

[Course details](#)[Sections](#)[Navigation](#)[Apps](#)[Feature Options](#)

External Apps

[View App Configurations](#)[View App Centre](#)

Apps are an easy way to add new features to Canvas. They can be added to individual courses, or to all courses in an account. Once configured, you can link to them through course modules and create assignments for assessment tools.

[🔗](#) See some LTI tools that work great with Canvas.

CASE FILES® TEACHING CASES

[+ Add App](#)[« Back to App Centre](#)

TCF-SSO

You can use **Teaching case files - technology-enhanced Cases** in your course material to instantly see who's on track and who needs help.

This app creates a **one-click single sign-on link** to Teaching Case Files. If you are new to Case Files, it also provisions an account for you.

Please contact our support team at support@casefiles.com with the following details:

Your Canvas Login URL (e.g. someschool.instructure.com):

Your Canvas Client ID:

Developer keys

Your Canvas Developer ID:

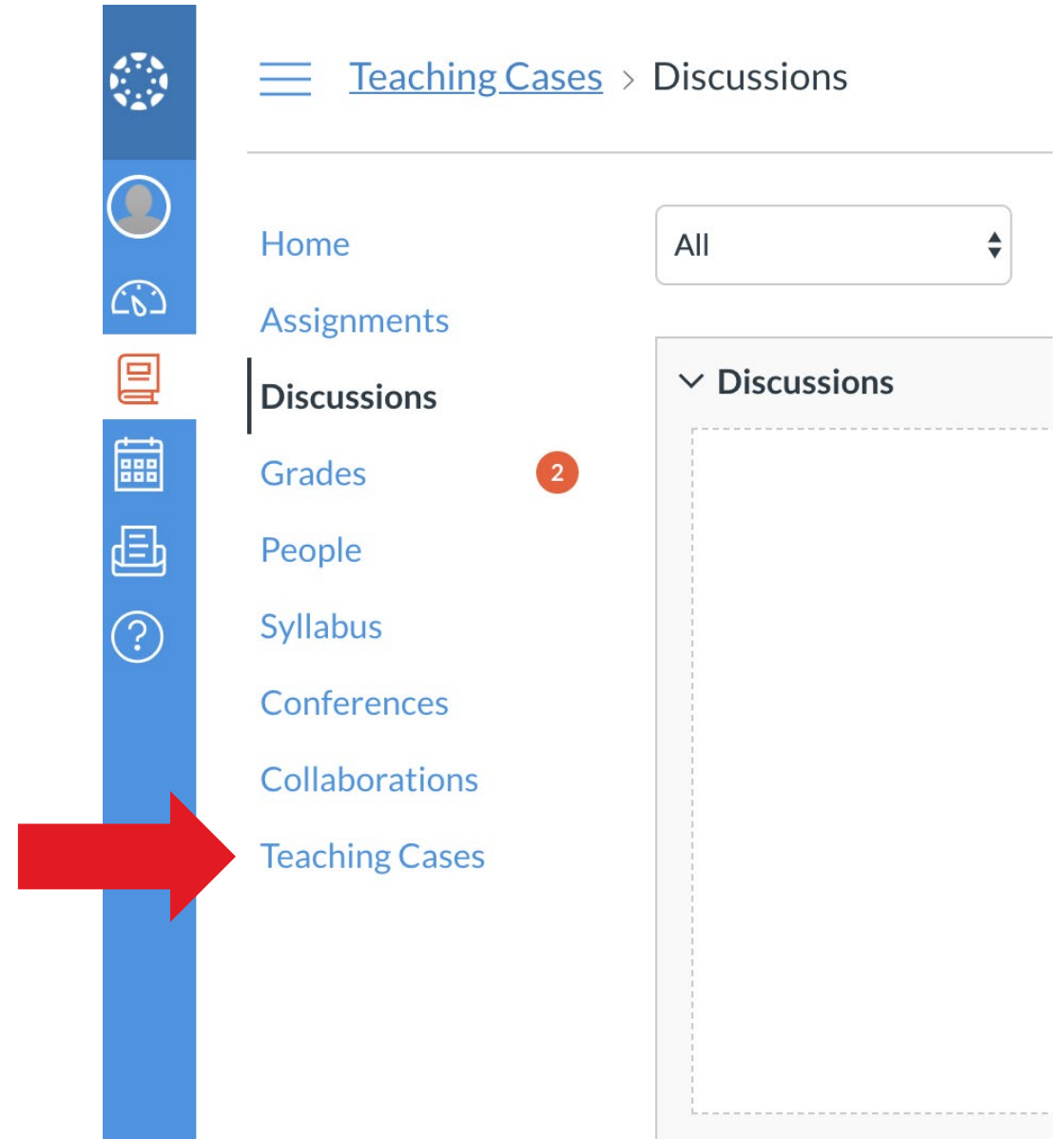
Your Canvas Developer Key:

Single Sign On

Canvas SSO

Once app is installed, a Teaching Cases link is created in Canvas for easy access.

Instructors can click on this link to directly access Teaching Cases product from their Canvas account



The image shows a screenshot of the Canvas LMS navigation interface. On the left is a vertical blue sidebar containing several icons: a globe, a person, a clock, a book, a calendar, a document, and a question mark. A large red arrow points from the bottom of this sidebar to the 'Teaching Cases' link in the main navigation menu. The main navigation menu is located on the right side of the screen and includes the following items: Home, Assignments, Discussions (highlighted with a vertical bar), Grades (with a red circle containing the number 2), People, Syllabus, Conferences, Collaborations, and Teaching Cases. Above the main navigation menu, there is a breadcrumb trail: 'Teaching Cases > Discussions'. To the right of the breadcrumb trail is a dropdown menu currently set to 'All'. Below the main navigation menu is a content area with a 'Discussions' section header and a dashed-line placeholder for content.

Account Creation

Instructor accounts are automatically created for first time users.

This welcome screen is shown for first time users ONLY.



Your account has been created

Welcome to Teaching Case Files. We have created an instructor account for you. Please Click the "CONTINUE" button to import courses from Canvas into Teaching Case Files.

SNAPWIZ TEST INSTITUTION X



Continue >

Course Enrollment

Instructors are prompted to sync their course enrollment from their Canvas account.

Courses and student accounts are automatically created



Imported classes from canvas

Following classes are imported from your canvas account. Please select Course to create class in Teaching Case Files.

Course Name	Student Count
Course: casefiles Section: section1	1

Finish

Create Case Assignment (Not Graded)

Select Case to Assign



CASE FILES™
TEACHING CASES

Class: New Tcf ▾

Case Listing

Quiz Assignments

Getting Started

Reports

Author Team

Manage Class

My Profile

Logout



New Tcf Ins

Cases

All cases are peer-reviewed to ensure the highest quality of content.

Discipline ▾ Organ System ▾ Competency ▾ Key Theme ▾

Search cases by keywords...



Keywords [?] Text [?]

1-20 21-40 41-60 61-80 81-100 101-105

Case 1

Immune system

Respiratory system

Disease: Anaphylaxis Sciences: Immunology, airway

1A Focus: PRECLINICAL

Share Assign Quiz

1B Focus: CLINICAL

Share Assign Quiz

Case 2

Immune system

Pulmonary & Critical care

Disease: Pulmonary Embolism Sciences: Clotting, V/Q mismatch

2A Focus: PRECLINICAL

Share Assign Quiz

2B Focus: CLINICAL

Share Assign Quiz

Case 3

Hematological system

Immune system

Disease: Immune Thrombocytopenia Purpura Sciences: Thrombocytopenia, primary hemostasis

3A Focus: PRECLINICAL

Share Assign Quiz

3B Focus: CLINICAL

Share Assign Quiz

Case 4

Immune system

Disease: Common variable immunodeficiency (CVID) Sciences: Cell and humoral immunity

4A Focus: PRECLINICAL

Share Assign Quiz

4B Focus: CLINICAL

Share Assign Quiz

Case 5

Hematology & Oncology

5A Focus: PRECLINICAL

5B Focus: CLINICAL

Assign Case to Classes in Teaching Cases ...

Share Case 1A (This case will also be shared to your canvas account)

Share Now

Share with:

NEW TCF x

Enable Discussion:

Accessible After:

09/23/2020



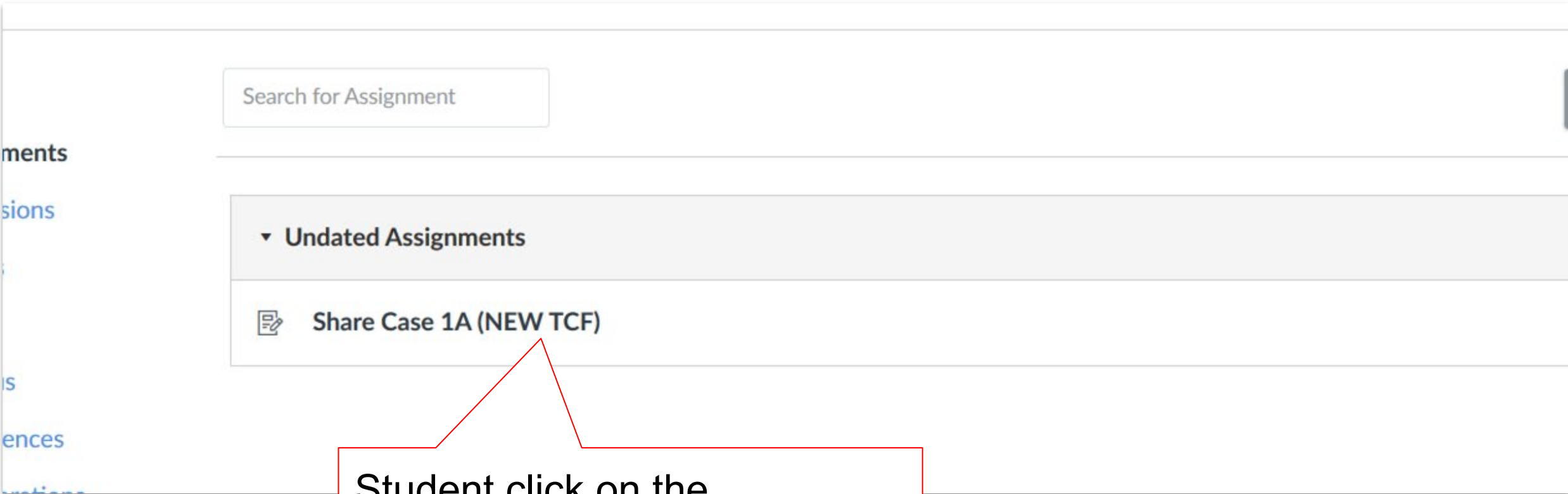
Time:

02:06 PM

Instructions


Enter Instructions for this case..


On success... assignment is also created in Canvas





Student click on the assignment in Canvas to directly access the case in Teaching Cases


One Click access to the assigned Case for Students


CASE FILES[®]
TEACHING CASES


 **Case Listing**

 Quiz Assignments

 Reports

 Logout










 new tcf s1



Case 1A

All cases are peer-reviewed to ensure the highest quality of content.

▼ Session 1

-  Start of Session 1
-  Question 1T
-  Question 1A
-  Question 2A
-  Question 3A
-  Question 4A
-  Question 5A
-  Question 6A
-  Question 2T

Session 1 Introduction

Welcome to the **Case Files Teaching Case Collection**. We believe that patient care and medical concepts are best learned within the context of a patient scenario. Thus, each case is a clinical narrative that begins with a brief clinical vignette similar to the manner in which a patient presents with a chief complaint.

Each scenario consists of two sessions. As you go through the case, more clinical information will be given, similar to how a history, physical examination, labs, and imaging data are obtained with a real patient. Your faculty facilitator will provide instructions about any pre-reading preparation prior to working on this case, and may either assign the case for you to do on your own, or he or she may guide your journey through this patient encounter.

We encourage you to evaluate the patient from a clinical perspective, such as considering the differential diagnosis (possible causes), identifying emergency or life-threatening conditions, making a diagnosis, recommending treatment, and counseling the patient. Additionally, we hope you will appreciate a variety of complementary, interwoven concepts such as basic sciences, patient safety, patient communication, ethics, biostatistics, and population health.

Each case is designed for active learning. Rather than simply trying to get to the right answer, we hope you take the time to truly internalize and apply the instruction. We hope you enjoy this patient encounter. Remember our **Case Files** mantra: "We want you to learn, not just memorize."

Summary:

A 35-year-old woman is brought into the emergency department for the acute onset of shortness of breath.

Patient Name: Diane Spencer

Create Quiz Assignment (Graded)

Quiz Assignment

Case 1A Quiz Assignment (This quiz will also be shared to your canvas account)

Assign Now

Assign To:

NEW TCF x

Accessible After:

09/23/2020



Time:

02:11 PM

Due Date:

09/30/2020



Time:

12:00 PM

Instructions

Enter Instructions for this case..

On success... assignment is also created in Canvas

Case > Assignments

Search for Assignment

SHOW BY DATE SHOW BY TYPE

View Course Stream

View Course Calendar

To Do

Case 1A ×

2 points |

Mar 4 at 10:30am |

Recent Feedback

Nothing for now

Upcoming Assignments

Case 1A

Due Mar 4 at 10:30am | -/2 pts

Student click on the assignment in Canvas to directly access the quiz in Teaching Cases

Students answer and complete the quiz

Case 1A Quiz Assignment

Q 1: A 12-year-old boy is stung by a bee. Within seconds, he begins having itching, hives erupt on his chest and extremities, and he says he feels like he is choking. He has stridorous breathing and is gasping for breath. Which of the following is the most likely mediator of this response?

- A** Acetylcholine
- B** Gamma aminobutyric acid (GABA)
- C** Histamine
- D** Hepcidin
- E** Interleukin 12

Case 1A Quiz Questions:

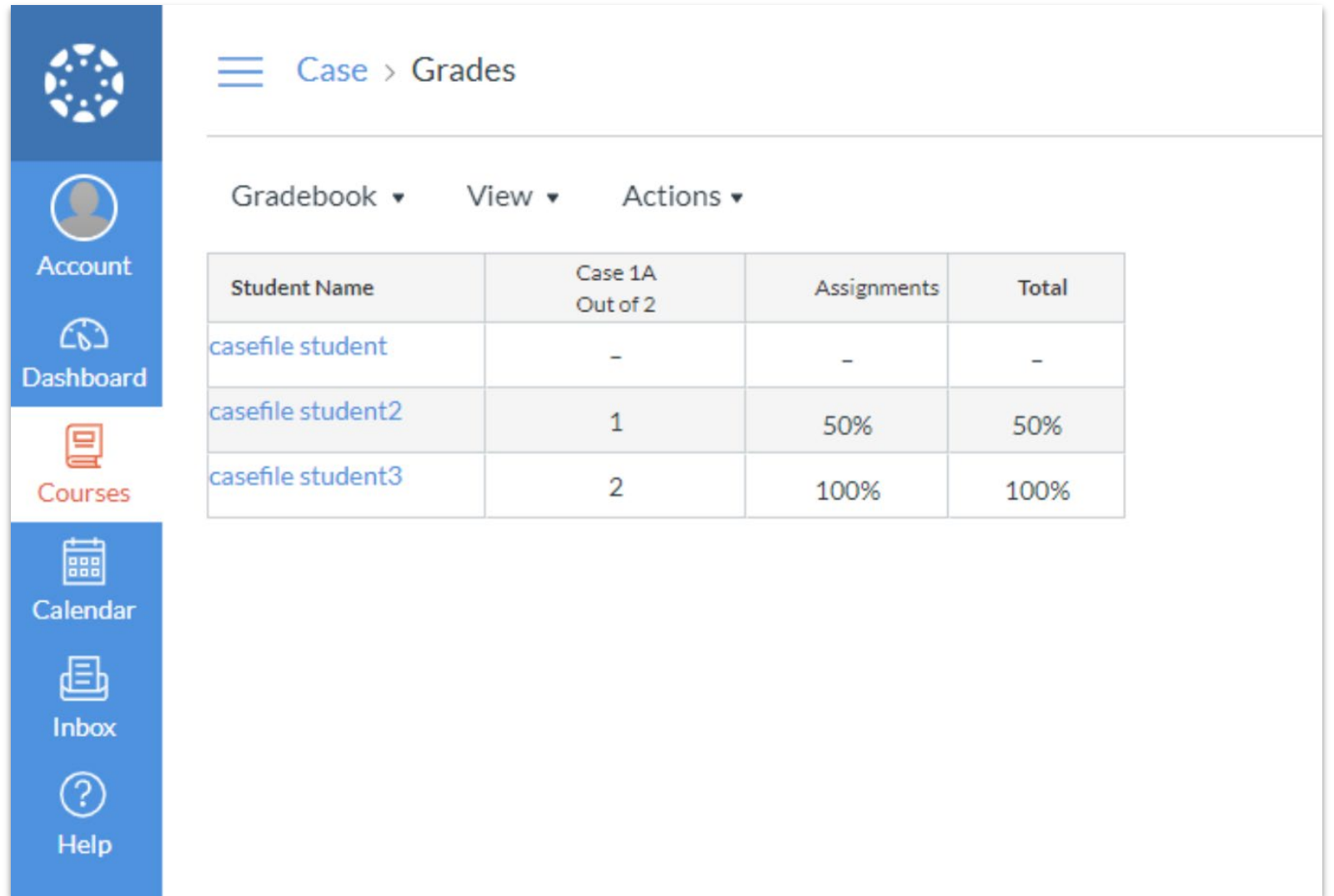
Case 1A	A 12-year-old boy is stu...	Q1	Points: 1	4s
Case 1A	A 45-year-old woman is...	Q2	Points: 1	3s
Case 1A	In the patient who expe...	Q3	Points: 1	1s
Case 1A	A 21-year-old college st...	Q4	Points: 1	1s
Case 1A	A 44-year-old man is at ...	Q5	Points: 1	1s
Case 1A	A 39-year-old woman is...	Q6	Points: 1	0s
Case 1A	A 38-year-old man dev...	Q7	Points: 1	0s
Case 1A	A 42-year-old man dev...	Q8	Points: 1	0s

Student1

Grade Sync

Grade Sync

Grades from the quiz are automatically posted to Canvas



The image shows a screenshot of the Canvas LMS interface. On the left is a blue navigation sidebar with icons and labels for Account, Dashboard, Courses, Calendar, Inbox, and Help. The main content area is titled 'Case > Grades' and contains a 'Gradebook' section with 'View' and 'Actions' dropdown menus. Below this is a table with columns for Student Name, Case 1A Out of 2, Assignments, and Total. The table lists three students: 'casefile student' (0/2, 0%), 'casefile student2' (1/2, 50%), and 'casefile student3' (2/2, 100%).

Student Name	Case 1A Out of 2	Assignments	Total
casefile student	-	-	-
casefile student2	1	50%	50%
casefile student3	2	100%	100%

For additional help:

- Please contact customersuccess@mheducation.com
-