



AccessDermatology DxRx User Guide

About This Guide

The **AccessDermatology DxRx** User Guide provides users with a detailed roadmap for using and engaging with the resources in the site. This guide describes AccessDermatology DxRx and what content can be attained in the site, as well as details how to create and use a MyAccess profile. Also, the guide outlines unique and foundational content across the book's library, quick reference items, drug monographs, multimedia collection, cases, patient education items, study tools and board review.

Coupled with the AccessDermatology DxRx support page on the Access User Center and the AccessDermatology DxRx LibGuide, this user guide will provide users with the needed information for effectively deploying the resources in AccessDermatology DxRx for academics, research, and clinical practice.

Table of Contents

About AccessDermatology DxRx.....	3
MyAccess Profile.....	3
How to Set Up Your MyAccess Profile in 3 Easy Steps.....	3
Homepage.....	4
Searching.....	5
Search Box.....	5
Search Builder.....	5
Federated Search.....	5
Books Library.....	6-7
Library Links.....	6
Chapter Task Bar.....	7
Text To Speech Tool.....	7
Notetaking Tool.....	7
How to Download Content.....	7
Quick Reference.....	8
Fitzpatrick’s Flashcard Images.....	8
Drugs.....	8
Multimedia.....	9
Animations.....	9
Biopsies.....	9
Clinical Dermatology.....	9
Dermatologic Surgery.....	9
General Dermatology.....	9
Suturing Techniques.....	9
Vein Treatment.....	9
Cases.....	10
Patient Education.....	11
Study Tools.....	12
LANGE Clinical Dermatology Study Tools.....	12
Review Questions.....	12
Board Review.....	12
Support.....	13
Contact Us.....	13

About AccessDermatology DxRx

What Is AccessDermatology DxRx?

AccessDermatology DxRx is a comprehensive resource for all physicians and other healthcare providers including medical students, dermatology residents, internists, oncologists, and infectious disease specialists. With thousands of images that include all of the essential information to help you with clinical decision-making, this resource covers the full scope of dermatologic conditions.

MyAccess Profile

Unlock a Higher Level of Productivity with a MyAccess Profile

Users create and use their personal **MyAccess Profile** to unlock key features:

- Work through challenging patient cases
- Create and take quizzes for board review and self-assessment
- Connect remotely off-site through VPN authentication
- Bookmark favorite content such as videos, images, tables, and chapters to view later
- Organize important content in folders
- Browse recently viewed content
- Receive alerts about important new content additions
- Download multiple images to PowerPoint with citations and references automatically populated

How to Set Up Your MyAccess Profile in 3 Easy Steps

- Go to <https://mhmedical.com/umbrella-index.aspx> or navigate to any Access product homepage. You must be on-site at your institution or organization when first creating your MyAccess Profile.
- Click on your institution's or organization's name in the upper right-hand corner of any page. Once there, click on "Create a Free MyAccess Profile."
- In the pop-up window, click "Create a Free MyAccess Profile."

[Watch this tutorial](#) on the **Access User Center** to learn more about the **MyAccess Profile**.

Helpful Tip

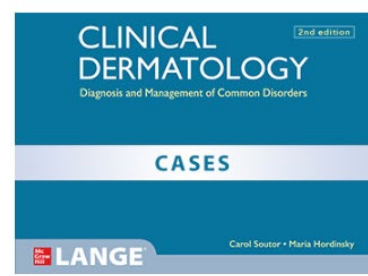


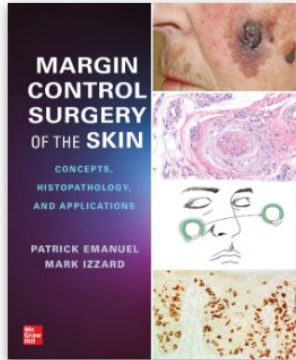
To keep your MyAccess Profile active, you must sign into your profile every 90 days while either on-site or through your institution's or organization's VPN or proxy server.

Homepage

Check Out the Homepage

Streamlined navigation organized into tiles:

- MyAccess profile snapshot
- News and updates related to **AccessDermatology DxRx** on the homepage, including newly released textbooks
- Quick links to featured content on **AccessDermatology DxRx** like the “Skin of Color Content”
- Popular and currently high traffic chapters

<p>Discover</p> 	<p>Skin of Color Content</p>  <p>Taylor and Kelly's Dermatology for Skin of Color, 2e</p>	<p>Patient Education Handouts</p>  <p>A comprehensive collection of patient education handouts available in multiple languages for thousands of topics</p>
<p>MyAccess</p> <p>Sign in to Activate More Features:</p> <ul style="list-style-type: none"> Use your Institution's Access sites from anywhere. Save your favorite content across all Access sites. Organize your favorites into customizable collections. Get access to interactive review questions. <p>Sign In Create a Free Profile</p> <p>Learn more about MyAccess</p>	<p>New on AccessDermatologyDxRx</p> 	<p>Popular Chapters on AccessDermatologyDxRx</p> <ul style="list-style-type: none"> SECTION 9: BENIGN NEOPLASMS AND HYPERPLASIAS Fitzpatrick's Color Atlas and Synopsis of Clinical Dermatology, 8e Chapter 29: Sunscreens Cosmetic Dermatology: Principles and Practice, 2e Chapter 1: Structure and Functions of the Skin Clinical Dermatology Chapter 88: Cicatricial Alopecias Fitzpatrick's Dermatology, 9e Chapter 22: Nail Surgery Procedural Dermatology

Searching

The search feature in **AccessDermatology DxRx** is simple and easy to use. You can learn more about the search feature by [watching this tutorial](#) on the **Access User Center**.

Search Box

In **AccessDermatology DxRx**, you can search for resources across all content types:

- Auto-suggest appears as you type (can be disabled)
- You can "phrase search" using quotations
- Get the same search results by combining terms together or by using **AND**
 - e.g., *eczema pediatric* = *eczema AND pediatric*

Search Builder

To the left of your search results, search builder allows you to:

- Focus the search by modifying your terms (keyword, title, author, ISBN)
- Filter results by format (chapter, tables, cases, images, multimedia, etc.)
- Select textbooks to see results by specific titles
- Narrow results by topics

Federated Search

A federated search expands your results from **AccessDermatology DxRx** to include results from other McGraw Hill Access Medical sites:

- Use the dropdown menu to the left of the search bar to select federated search
- Search builder elements above apply
- Green dot indicates the item is available in your subscription

The screenshot shows the search interface for 'eczema'. At the top, there is a search bar with 'AccessDermatologyDxRx' selected in the dropdown and 'Search AccessDermatologyDxRx' in the input field. Below the search bar, it indicates '1-20 of 1541 Search Results for eczema'. A link says 'Search eczema across all McGraw Hill Medical sites >'. On the left, a 'Modify Search' sidebar is highlighted with a red box. It contains a 'Keyword' field with 'eczema', an 'Add Term' button, and an 'Update' button. Below that is a 'Filter Results' section with 'FORMAT' options: Book Chapter (828), Images (487), Patient Education (111), Tables (107), Case (2), Multimedia (2), and Drugs (1). There is also a 'SELECT TEXTBOOKS' dropdown and a 'TOPICS' dropdown. The main search results list includes:

- BOOK CHAPTER: Atopic Dermatitis and Other Eczemas (Book: Taylor and Kelly's Dermatology for Skin of Color, 2e)
- BOOK CHAPTER: Eczema/Dermatitis (Book: Fitzpatrick's Color Atlas and Synopsis of Clinical Dermatology, 9e)
- BOOK CHAPTER: Nummular Eczema, Lichen Simplex Chronicus, and Prurigo Nodularis (Book: Fitzpatrick's Dermatology, 9e)
- BOOK CHAPTER: Hand Eczema (Book: The Color Atlas and Synopsis of Family Medicine, 3e)

Books Library

In the Books tab in **AccessDermatology DxRx**, you will find some of the leading current, authoritative text resources organized into categories in the left-hand sidebar, including clinical dermatology, cosmetic dermatology, dermatologic surgery, pediatric dermatology, skin cancer and many other topics.

The screenshot shows the 'Books' section of the AccessDermatologyDxRx website. On the left, a sidebar lists various book categories such as 'Board Review', 'Burns and Scars', 'Clinical Dermatology', 'Cosmeceuticals', 'Cosmetic Dermatology', 'Dermatologic Surgery', 'Dermatopathology', 'Dermoscopy', 'General Dermatology', 'Graduate Medical Education', 'Pediatric Dermatology', 'Skin Cancer', 'Skin of Color', and 'Venous Insufficiency'. The main content area is titled 'Textbooks' and features a grid of book covers. The first book shown is 'Fitzpatrick's Dermatology, 9e' by Sewon Kang, Masayuki Amagai, Anna L. Bruckner, Alexander H. Enk, David J. Margolis, Amy J. McMichael, Jeffrey S. Orringer. Below it are 'Atlas of Suturing Techniques: Approaches to Surgical Wound, Laceration, and Cosmetic Repair, 2e' by Jonathan Kantor, 'Barnhill's Dermatology Challenge: Self-Assessment & Review' by Garrett T. Desman, Raymond L. Barnhill, and 'Barnhill's Dermatology, 4e' by Raymond L. Barnhill, A. Neil Crowson, Cynthia M. Magro, Michael W. Plepkorn, Heinz Kutzner, Garrett T. Desman.


Check Out the Library at These Links

- [Complete Full-Text Library](#)
- [Archived Textbooks](#)
 - In the archived textbooks page, browse previous editions of textbooks hosted on **AccessDermatology DxRx** purposes of reference.

Books Library (continued)

Chapter Task Bar

- Each chapter in **AccessDermatology DxRx** texts features a **Chapter Task Bar** with user output functions, including skipping to chapter sections, downloading as PDF, sharing, generating citations, searching within, and adding notes. [Watch this tutorial](#) on the **Access User Center** to learn more about the Chapter Task Bar.



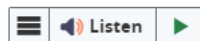
Chapter 2: Pathology of Skin Lesions

Rosalie Elenitsas; Emily Y. Chu

Sections | Download Chapter PDF | Share | Get Citation | Search Book | Annotate

Text to Speech Tool

- Each text and chapter section in **AccessDermatology DxRx** includes a **Text-to-Speech Tool** indicated with the icon tool below. Users can adjust the tool's settings under the menu to the left, including highlighting levels, text coloring, reading speed, etc.



Notetaking Tool

- Hypothes.is** annotation tool allows users to take and share digital notes in each text on **AccessDermatology DxRx**. [View this User Guide](#) on the **Access User Center** to learn more about Hypothes.is.

How to Download Content

- In **AccessDermatology DxRx**, figures and tables can be downloaded (figures as PowerPoint slides with full citation attribution and tables as PDFs), viewed enlarged and in context within the text, and saved to your favorites in MyAccess profile.
- [View this guide](#) on the **Access User Center** to learn more about downloading figured and tables.

Source: S. Kang, M. Amagai, A.L. Bruckner, A.H. Enk, D.J. Margolis, A.J. McMichael, J.S. Orringer: Fitzpatrick's Dermatology, Ninth Edition Copyright © McGraw-Hill Education. All rights reserved.

View Full Size | Favorite Figure ☆ | Download Slide (.ppt)

Quick Reference

Fitzpatrick's Flashcard Images

- This resource provides clinical information to facilitate an accurate, quick diagnosis with an extensive image gallery. These images can be downloaded and printed.

Drugs

The **Drugs** tab in **AccessDermatology DxRx** is an integrated drug database of thousands of drugs organized by generics, drug classes, and trade names. Specific drug data includes international brand names. Patient education handouts are available written in clear terms to ensure patients have access to information needed to understand how to take medications and address common questions.

Drug monograph data includes clinical pharmacology, indications and usage, contraindications, warnings and precautions, information for pregnancy and lactation, adverse reactions, drug interactions, dosing, administration, storage and compatibility, monitoring, pricing, and references.

[Watch this tutorial](#) on the **Access User Center** to learn more about the **Drug Monographs**.

[Watch this tutorial](#) on the **Access User Center** to learn more about the **Patient Handouts** available in the drug monographs.


Drug Monographs

- All Drugs
- Generics
- Trade Names
- Drug Classes
- Patient Handouts

All Drugs > A

Abatacept

Basics	Pregnancy & Lactation	Storage & Compatibility	References
Clinical Pharmacology	Adverse Reactions	Monitoring	
Indications & Usage	Interactions	Patient Education	
Contraindications	Dosing	Additional Information	
Warnings/Precautions	Administration	Pricing	

Images	Description
 <p>Formulation Details</p>	Orencia [B-M SQUIBB U.S. (PRIMARY CARE)] 250 mg
View all	

Multimedia

The [Multimedia Collection](#) offers a robust library of conceptual and procedural videos, lectures, animations and more. The multimedia resources are highlighted below.

Animations

- Powered by BioDigital, these dermatology animations depict some of the most common skin conditions in America, according to the American Academy of Dermatology.

Biopsies

- Procedural videos of different types of biopsies such as punch biopsy, shave biopsy, etc.

Clinical Dermatology

- Lecture series of eleven narrated PowerPoint presentations which cover a wide range of topics on the diagnosis and management of common and urgent skin diseases.
- Video collection including detailed demonstrations of dermatologic procedures.

Dermatologic Surgery

- Videos demonstrating surgical procedures in dermatology.

General Dermatology

- Variety of videos covering different dermatologic conditions.

Suturing Techniques

- Most complete collection of procedural videos that teach the different suturing techniques.

Vein Treatment

- Videos presenting different modalities of vein treatment like phlebectomy, laser treatment, injections and others.

Cases

The cases tab in **AccessDermatology DxRx** provide materials for short, targeted case-based learning that require students to think critically about the content. The cases are sorted into [Dermatology Cases for Board Review](#) and [LANGE Clinical Dermatology Cases](#) which vary slightly but for each case, you get a patient history and presentation, as well as an image, followed by multiple choice questions.

Cases are durable URL-enabled. Instructors can copy the browser URL and embed in an LMS to assign to students to complete. Cases include comprehension quizzes, and the results can be emailed, e.g., student to instructor.

The screenshot shows the ACCESS DermatologyDxRx website interface. At the top, there is a navigation menu with options: Books, Quick Reference, Drugs, Multimedia, Cases, Patient Ed, Study Tools, Board Review, and About. A search bar is present with the text 'Search AccessDermatol' and a search icon. Below the navigation, a 'Cases' section is highlighted, showing two categories: 'Dermatology Cases for Board Review' and 'LANGE Clinical Dermatology Cases'. The 'Dermatology Cases for Board Review' category is selected, displaying a book cover and the title 'Dermatology Cases for Board Review' by Michelle Min. Below this, there are sections for 'Dermatopathology' and 'Medical Dermatology', each listing cases with 'New!' indicators. A 'Key' legend is also visible, defining symbols for 'Unopened Case', 'Viewed Case', and 'Completed Case'.

The screenshot shows a specific case page titled 'Pediatric Dermatology > Pediatric Dermatology. Case 01' by Michelle Min. The page is divided into sections: 'Presentation', 'Figure 1', and 'Question'. The 'Presentation' section describes a 6-year-old girl with a rash on her arms, wrists, dorsal feet, and ankles. 'Figure 1' shows a photograph of the girl's feet with red, scaly rashes. The 'Question' section asks which interleukin is a potent mediator in the girl's condition, with five multiple-choice options (A-E). The page also includes a 'View Contents' sidebar and a 'Download Slide (.ppt)' link.

Patient Education

Customizable handouts providing comprehensive, reliable healthcare information are available for adults, pediatrics, and medicines advisors in multiple languages. The [Patient Education](#) handouts are written in clear terms to ensure patients have access to needed information and are updated quarterly. If you are signed into your MyAccess profile, you can customize the handout using the "Customize" tool.

[View this guide](#) on the [Access User Center](#) to learn more about **Patient Education** handouts.

The screenshot shows the ACCESS DermatologyDxRx website interface. At the top, there is a navigation bar with links for Books, Quick Reference, Drugs, Multimedia, Cases, Patient Ed, Study Tools, Board Review, and About. A search bar is located below the navigation bar. The main content area is titled "Patient Education Handouts" and features a sidebar with three categories: Adult Advisor, Medicines Advisor, and Pediatric Advisor. A toolbar above the main content includes buttons for Print, Download PDF, Email, Customize (highlighted with a red circle), and Annotate. The main content displays the title "Acne" and a copyright notice: "Adult Advisor 2023.1 © 2023 Change Healthcare LLC and/or one of its subsidiaries". Below this, there is a section titled "KEY POINTS" with three bullet points: "Acne is a common skin condition that happens when skin pores get clogged with dead skin cells, dirt, and oil.", "Treatment may include medicine, laser treatments, or a chemical peel.", and "Follow the full course of treatment prescribed by your healthcare provider. Keep a record of the treatments you have tried and how they have worked." Further down, there are sections titled "What is acne?" and "What is the cause?" with corresponding text.

Study Tools

LANGE Clinical Dermatology Study Tools

- Unknown [Clinical Dermatology Cases](#) with 48 self-assessment questions that cover challenging diagnostic and management problems.
- Eleven [PowerPoint presentations](#) that can be used by students and educators.
- [Videos](#) with detailed demonstrations of 13 common cutaneous diagnostic and surgical procedures.

Review Questions

- Hundreds of [Review Q&A](#) designed for self-assessment from two of the most popular texts on **AccessDermatology DxRx**, *McGraw-Hill Education Specialty Board Review Dermatology: A Pictorial Review, 3e* and *Barnhill's Dermatopathology Challenge: Self-Assessment & Review*, which is the only fully illustrated, full-color Q&A review of dermatologic pathology.

Board Review

This resource helps users prepare for the basic, core, and applied exams with over **400 cases** and more than **750 Q&A** covering clinical dermatology, pediatric dermatology, surgical dermatology, and dermatopathology.

Support

The **Access User Center** (<https://www.accessusercenter.com/>) features additional support tools for self-guided help when using Access medical collections. Resources are provided in the menu and organized by site, i.e. AccessDermatology DxRx, AccessMedicine, AccessPharmacy, etc. Helps include tutorials, guides, and author interviews, as well as marketing and promotional materials.

The **AccessDermatology DxRx** page on the Access User Center can be found [at this link](#) which features the complete suite of tutorials, guides, and other helps to ensure a user's self-guided, effective use of **AccessDermatology DxRx**.

Also, users can check the [AccessDermatology DxRx LibGuide](#) linked through the **AccessDermatology DxRx** page on the Access User Center. This resource features additional guidance on how to navigate and use the site, research help, and links to user resources.

Contact Us

For further questions and help, please email **Customer Success Team** at **McGraw Hill** at customersuccess@mheducation.com. We strive for a 24-hour turnaround time to respond to your query.